



**File Name:** Butler ii manual.pdf

**Size:** 1615 KB

**Type:** PDF, ePub, eBook

**Category:** Book

**Uploaded:** 28 May 2019, 20:39 PM

**Rating:** 4.6/5 from 810 votes.

## Download Now!

Please check the box below to proceed.



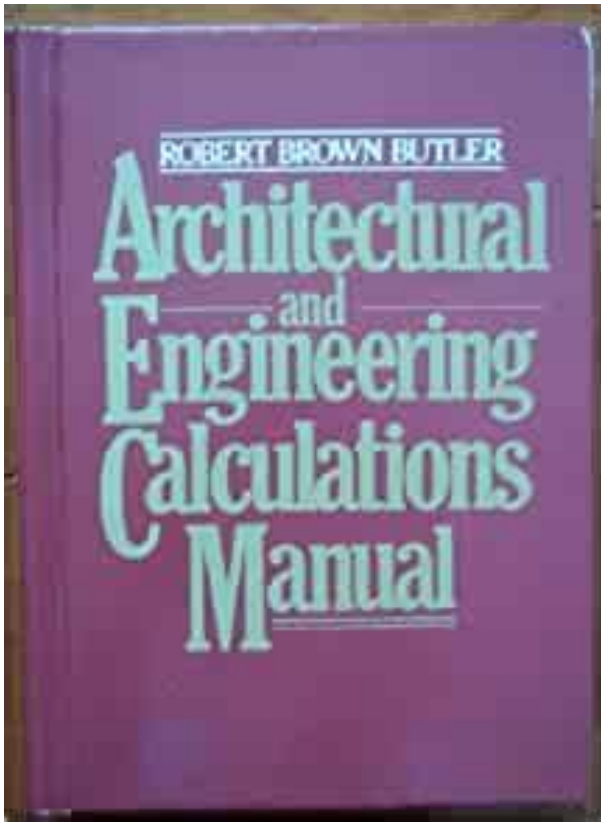
I'm not a robot



reCAPTCHA  
Privacy - Terms


## Book Descriptions:

### Butler ii manual

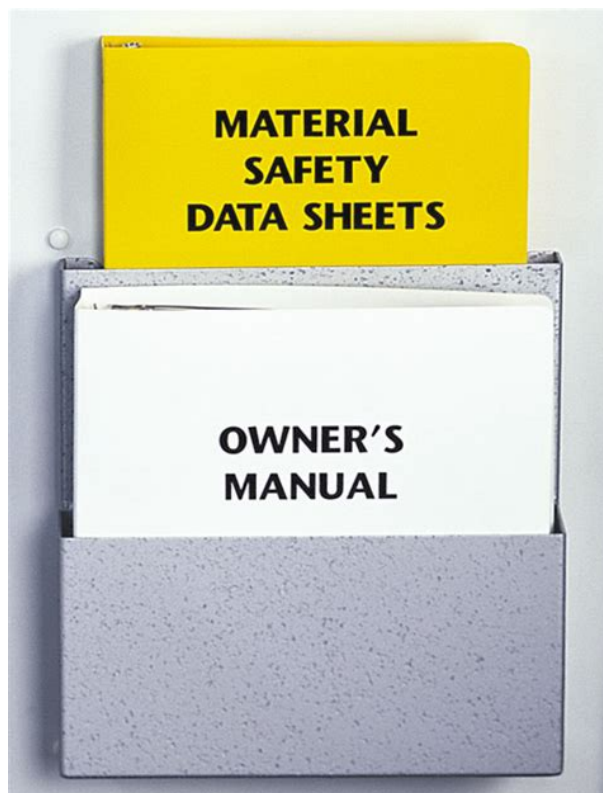


Setup Data 4. Press the Read Butler button on the programmer software, this will check the contents of the Butler II. 5. Setup or change any of the current Butler II settings as needed using the programming screen tabs. To set up a pager message NOTE A button must be enabled to operate. Button 1 is closest to the external input port. Three time periods can be set. To Set 1. Insert batteries into transmitter. NOTE If batteries are not inserted when power is removed, the Butler II's internal clock will default to 1200 AM. System ID In the event more than one LRS system is in a close proximity to another, a system ID can be changed to avoid interference Note Each individual pager must have it's system ID changed. NOTE Acknowledge Page must be enabled for this feature to work. To set 1. Click on Enabled box to enable or disable a check mark indicates input is enabled. 2. Select from the menu Tools, Program Pagers. Warranty does not include damage to the product resulting from accident, natural disasters, misuse, improper electrical connection, or failure to charge the product within 30 days of receipt. LRS's total liability for any defect in any Deliverable or for any other breach of any of its duties and obligations to Purchaser shall be limited to the amount of money that was paid for the defective Deliverable or the other duty or obligation. LRS retains the right to suspend or terminate services if fees become past due. LRS reserves the right to change Service rates by providing Customer at least 30 days' notice prior to billing. Both the fivebutton and onebutton models can also Instructions for this kit are contained Lockout The alarm input can be locked out disabled for a period of time. This allows staff to pass through monitored areas without setting off alarms. Please upgrade to a modern browser. We recommend Mozilla Firefox or Google Chrome. <http://szdaza.com/pic/dell-mfp-1815dn-manual-pdf.xml>

- **butler ii manual, butler ii manual pdf, butler ii manual download, butler ii manuals, butler ii manual free.**



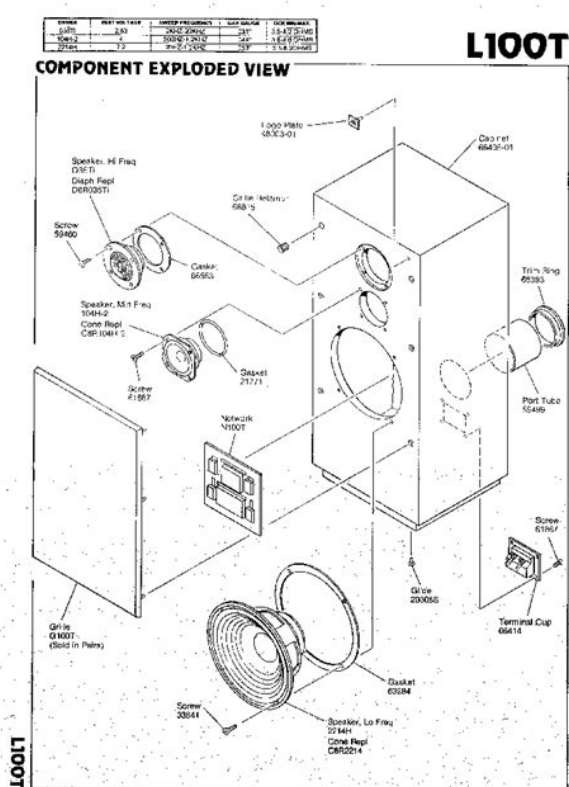
Usually Ships in 23 Business Days Long Range Systems Restaurant Pagers and Accessories However, software can be downloaded directly from the LRS website for further customization. A great addition to your existing LRS pushfor service system, the Butler II transmitter can replace a lost transmitter or expand the number of devices that you have available for your guests. The perfect solution for busy restaurants, resorts, hospitals, and other serviceoriented businesses, this transmitter allows your customers to notify your staff that service is needed with the simple push of a button. Not only does this transmitter eliminate the need for loud intercom announcements, but it also increases your staffs accessibility and response time while ensuring each customer is given the attention they deserve. The Butler II transmitter features 5 buttons that can each be preprogrammed with a customized message up to 200 characters long. When assistance is required, the customer simply pushes the button associated with the specific service they need, and an alert is immediately sent to a staff pager sold separately. Thanks to its durable, heavy Lexan plastic construction, this transmitter is ideal for indoor or outdoor use. Plus, it transmits up to a quarter of a mile away, making it a great choice for large establishments. If you need your items by a certain date, Expedited shipping availability may vary. We cannot guarantee that this item can be cancelled off of the order or returned once it is placed. For more information, go to [www.p65warnings.ca.gov](http://www.p65warnings.ca.gov). For more information, go to [www.p65warnings.ca.gov](http://www.p65warnings.ca.gov). Download Adobe Acrobat software View your account for details. With hundreds of thousands of products available and millions of orders shipped, we have everything your business needs to function at its best. Over the years we have expanded our selection of commercial equipment and wholesale supplies to include healthcare, educational, food, beverage, office, parts and hotel supplies. <http://mnogonomerov.ru/uploads/dell-mfp-3115-user-manual.xml>



Our fast shipping, low prices, and outstanding customer service make WebstaurantStore the best choice to meet all of your professional and food service supply needs. Give us some feedback. What do you think of this page. How can we improve it. Comments Email Address We are only able to reply to comments that include an email address. Thanks! There was a problem submitting the request, please try again. Give Feedback This form is protected by reCAPTCHA and the Google Privacy Policy and Terms of Service apply. Do Not Sell My Personal Information Variation ID. Please upgrade to a modern browser. We recommend Mozilla Firefox or Google Chrome. Usually Ships in 23 Business Days Long Range Systems Restaurant Pagers and Accessories However, software can be downloaded directly from the LRS website for further customization. The perfect solution for busy restaurants, resorts, hospitals, and other service-oriented businesses, this system allows your customers to notify your staff that service is needed with the simple push of a button. Not only does this system eliminate the need for loud intercom announcements, but it also increases your staff's accessibility and response time while ensuring each customer is given the attention they deserve. This system includes 1 Butler II pushbutton transmitter, 1 staff messaging pager, and 1 PC compatible software program kit, providing everything you need to ensure streamlined communication between your staff and guests or behind the scenes among staff. The number of pagers can easily be expanded or replaced if one is lost sold separately. The Butler II transmitter features 5 buttons that can each be preprogrammed with a customized message up to 200 characters long. When assistance is required, the customer or staff member simply pushes the button associated with the specific service they need, and the staff pager will immediately alert a staff member with the message on its LCD display screen.

Thanks to its durable, heavy Lexan plastic construction, the Butler II transmitter is ideal for indoor or outdoor use. Plus, it transmits up to a quarter of a mile away, making it a great choice for large establishments. For added convenience, the staff pager can store up to 25 custom messages, and each message is stamped with the date and time it was received. The pager also features a selectable alert mode that allows you to choose from several different sound and vibrate notification options. Two AA batteries are required for operation sold separately, and a low battery indicator helps prevent unexpected power loss. Additionally, both the transmitter and pager can be set to automatically turn on or off during certain times of the day. A great way to enhance your staff's

productivity and boost your customer satisfaction, this pushforservice system is sure to meet the needs of any customer service establishment. Kit Includes 1 Butler II pushbutton transmitter 1 staff messaging pager 1 PC compatible software program kitIf you need your items by a certain date,Expedited shipping availability may vary. We cannot guarantee that this item can be cancelled off of the order or returned once it is placed. For more information, go to [www.p65warnings.ca.gov](http://www.p65warnings.ca.gov). For more information, go to [www.p65warnings.ca.gov](http://www.p65warnings.ca.gov). Download Adobe Acrobat software View your account for details. With hundreds of thousands of products available and millions of orders shipped, we have everything your business needs to function at its best. Over the years we have expanded our selection of commercial equipment and wholesale supplies to include healthcare, educational, food, beverage, office, parts and hotel supplies. Our fast shipping, low prices, and outstanding customer service make WebstaurantStore the best choice to meet all of your professional and food service supply needs. Give us some feedback. What do you think of this page. How can we improve it.

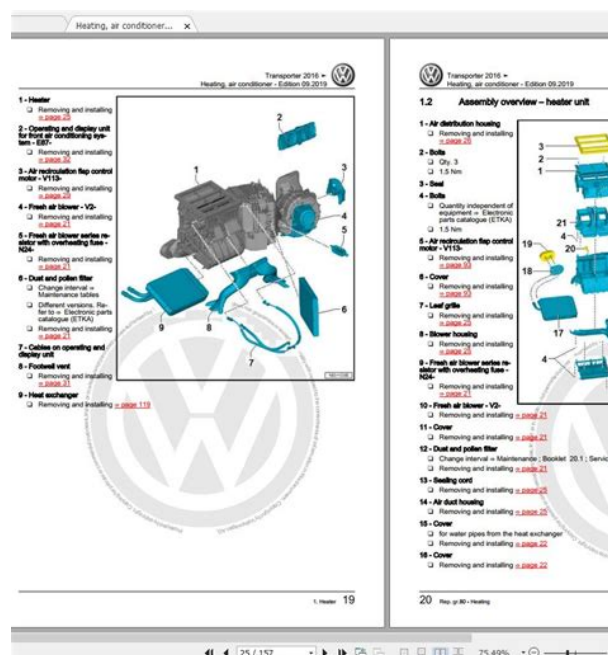


<http://www.drupalitalia.org/node/76678>



modifications pas expressement approuvées par la partie responsable de la. These limits are designed to provide reasonable protection against harmful interference in. This equipment generates, uses and can radiate radio frequency energy and, if not installed. If this equipment does cause harmful. This Class B digital apparatus complies with Canadian ICES003. Cet appareil numérique de la classe B est conforme à la norme NMB003 du Canada. FCC Radiation Exposure Statement. This equipment complies with FCC radiation exposure limits set forth for an uncontrolled environment. This Radiation Exposure Statement. This equipment complies with IC radiation exposure limits set forth for an uncontrolled environment. This Note Importante Pour l'utilisation de dispositifs mobiles. Declaration d'exposition aux radiations.

<https://goodacreuk.com/images/botex-dc-4p-user-manual.pdf>



Cet équipement est conforme aux limites d'exposition aux rayonnements IC établies pour un environnement non. For installation and setup videos, please visit TrackPIN Switch A. TrackPIN Keypad B. TrackPIN Hub C. Hub power cord D. Switch power cord E. Ethernet cable F. Position sensor G. Enter the key number found on the Hub C. Click on "Create Account." Image 2.1 Note Once the Hub is connected to a power source, you should see a blue light indicating that the Hub is now ON. When choosing a location to mount your Switch we advise you to make sure the LED light is. Image 2.2 Mount your Switch using one of the following two methods. Drill out the holes then press a wall. Mount your Switch A and insert two screws to fasten it to. Make sure the Switch and wires are clear of any moving parts on the Gate Operator and drive. Note The order in which you connect your Switch connecting wires is not important as long as they. Image 3.1 Once connected. Image 3.2. Note The Switch can receive power from the supplied power adapter or from any 12/24 volt 1amp. Image 3.3. Note Please make sure your Switch and wires are clear of any moving parts on the Gate Operator and. If you have an existing keypad—If you do not have an existing keypad—Image 4.1 Note To verify that the keypad is ON, press any key and watch the lights illuminate. If the keypad is. If desired, you may reenter any four-digit number of your choice into the provided field. Once you have created a. Note a screen refresh may be required. There is a blue LED status light on both the Hub and the Switch. The below list indicates. For frequently asked questions please visit PDF Version 1.5. Linearized Yes. Author Drake Taylor. Create Date 20161011 0901300600. Modify Date 20161012 1510570600. Subject User Manual. Tagged PDF Yes. Metadata Date 20161012 1510570600. Creator Tool Acrobat PDFMaker 9.1 for Word. Document ID uuid22d9fd886c7d48b0a6c795d5b2551bd6.

Instance ID uuidcca0f076e62f4b85bb912ecbf7882baa. Title TrackPIN. Description User Manual.

<http://goldenstateav.com/images/botex-dmx-merger-manual.pdf>



Creator Drake Taylor. Producer Adobe PDF Library 9.0. Source Modified D20161011145852. Company TrackPIN. Content Type Id 0x010100C88842C4417FE7488067F90348856154. Headline User Manual. Page Layout OneColumn. Page Count 15. Sorry, this page isnt available. To find what youre looking for, please go to our homepage, use the main menu, or try the search bar instead All Rights Reserved. Contract shall mean the present General Sales Conditions jointly with the Special Sales Conditions. The performances and the other data supplied by the Seller are within the tolerance limits in compliance the applicable technical rules. 3.3 The Seller supplies the Product together with the related Use and Maintenance Manual. Non netheless, should the Seller forecast not to be able to deliver the Products on the scheduled time, they shall inform the Buyer of the delay, as soon as possible in writing, indicating, where possible, the new estimated date of delivery. 4.3 The possible delay in the delivery of the Products will not constitute in any case the ground for the cancellation of the Order, nor give right to any claim for damages by the Buyer. Art. 5 Warranty 5.1 The warranty offered by the Seller refers to Brand new Products from the factory as accepted and bought by the Buyer and the Seller, at its own discretion, will repair or replace the Products that should be defective. 5.2 The warranty given by the Seller will be valid for twelve months starting from the delivery date of the Product, and will be valid provided that the Buyer promptly gives notice to the Seller by registered letter of the defect within 30 days from the problem's acknowledgement. 5.

3 The above mentioned warranty is given only on the Products with project, material and construction defects attributable to the Seller and it absorbs and substitutes the warranties and liabilities provided by the Law and excludes any other liability of the Seller, both contract and tort liability, except for the case of fraud or evident negligence of the latter, for any reason deriving or

arising from the supplied Products for ex. In any case the Buyer shall expressly exempt the Seller from all the above mentioned duties and liabilities. Art. 10 Compliance with law and regulations 10.1 The Seller assures that all its Products comply with all the prescribed and applicable Italian laws and UE Regulations at the time of the Order. The Parties declares to be aware of the personal rights granted by the aforementioned law. 12.2 The Parties acknowledge that the "personal data", mutually exchanged on the occasion of the execution of this Contract and of the precontractual negotiation, shall be treated exclusively in relation to the performance of the obligations arising from the Contract hereto and to the connected fulfillment. It is understood that each Party will treat the personal data as independent owner and each Party will comply with the national applicable law regulating the treatment of personal data. In particular concerning to the data of third parties, eventually communicated or to communicate by the Buyer to the Seller, the first undertakes to obtain the consent from the third Party, if requested by its national law, and to send it to the Seller, in order to collect, to treat and to transfer the data, in accordance with the provisions of its national law on the protection of the personal data. Mandated by Congress under the Clean Water Act, the National Pollutant Discharge Elimination System By complying with the new federal regulations, the Storm WaterAll rights reserved.

<http://www.fliesen-brill.de/wp-content/plugins/formcraft/file-upload/server/content/files/1626d6ff52fcf7---3l30-transmission-repair-manual.pdf>

A simple action, that will give the necessary initial idea about Butler II device and help you avoid many problems with its further uses. Please note, that for a quality solution of possible problems, not enough only to read manuals you should contact your nearest LRS official service center. We are driven by the need to innovate solutions that are futuristic yet applicable in our present time. We are a robotics company on a mission to provide endtoend autonomous delivery of goods. We've created a safe and powerful autonomous technology that can work in both public spaces and dynamic environments. We aim to see our products in every service sector possible catering to the needs with little to no supervision.Name Send me the quote. Municipal users Join us Monday through Wednesday between 12pm and 1pm EDT to get answers and other tips! If you do not agree to the Terms of Use, please do not use eCode360. Various BMPs and their designAct 167 and the regulations promulgated thereunder, conform to theStormwater Management Act and any more stringent requirements as determinedDistrict, approve measures for meeting the state water quality requirementsExcavation, the placing of fill or structures, and any alterationsAlso maintenance, includingWork within natural drainagewaysCode Chapter 105 through the joint permit application process, or,Code ChapterWhen there is aCode ChapterThe municipality may chargeThe applicant shall also agreeDesign Storm Method or the Simplified Method as defined below. ForThis method requires detailed modelingRemoval optionsInfiltration test shallNotification of theThese areas consistButler Township may updateThe Municipal Engineer will determinePADEP wellhead protection contaminant source list shall be used asIndustrial manufacturing site andThe exact location ofIf the project site is within the sensitiveIf the projectAcceptable pretreatment. BMPs for these developments include those based on filtering, settling.

[BARTONSTEEL.COM/tony/barton/ckfinder/userfiles/files/commander-4000-ci-manual.pdf](http://BARTONSTEEL.COM/tony/barton/ckfinder/userfiles/files/commander-4000-ci-manual.pdf)

One of these unique details is the MR24's gable trim assembly. Find the steps to competently repair and replace MR24 Roof System gable trim. With its unique corrugation pattern, the Shadowall panel casts pleasing shadow lines that will look great on any project where appearance is a major consideration. Plus they are energy efficient! As the snow begins to melt, be sure to inspect your building for damage and performance issues. Repairing relatively minor issues today can prevent those issues from becoming larger, more costly problems tomorrow. This list contains all discontinued panels and a majority of the parts that were manufactured. As the snow begins to melt, be sure to inspect your building for damage and performance issues. Repairing relatively minor



issues today can prevent those issues from becoming larger, more costly problems tomorrow. We are proud that it achieved the UL Class 90 rating which is the industry's highest level of performance. Use the Butler Roof Runner to help ensure the longevity of your new facility. Since 1901, we have manufactured numerous wall and roof panel systems. To help you identify your Butler Building and the parts you need, we have categorized them into four time periods. Contact us for help with your upcoming construction project. The design, gauge and detailing of the wall systems is unmatched in the industry, but the paint finish is considered the very best as well. Today, with a team of the world's finest amplifier engineers, Orange continues to push back the boundaries of conventional amplifier design. To maintain this level of excellence, each Orange amplifier is put through many rigorous test procedures before leaving the factory. Please take the time to read this manual as the information may enhance the sound and performance of your amplifier. We are confident that you will be delighted with your new purchase and that it will provide you with many years of enjoyment.

You are now a member of the Legendary British Guitar Amplifier Owners Club ! Install in accordance with the manufacturer's instructions. 8 Do not install near any heat sources such as radiators, heat registers, stoves, or other apparatus including amplifiers that produce heat. 9 Do not defeat the safety purpose of the polarised or grounding type plug. A polarised plug has two blades with one wider than the other. A grounding type plug has two blades and a third grounding prong. The wide blade or the third prong are provided for your safety. Servicing is required when the apparatus has been damaged in any way, such as power supply cord or plug is damaged, liquid has been spilled or objects have fallen into the apparatus, the apparatus has been exposed to rain or moisture, does not operate normally, or has been dropped. Failure to heed the instructions will result in severe injury or death. For indoor use only. Do not place liquids, or objects containing liquids on or near the apparatus. The voltage selector switch and mains fuse are set at the factory for the country or region in which this Orange product is intended to be sold. Use only the same 250V type and rating as specified for the product. Different operating voltages may require the use of different types of line cord and attachment plugs. If you are unsure, contact your Orange Dealer. Please contact your local authority for details of your nearest approved recycling facility. The idea was to have his epic biamp touring rig in a small, portable preamplifier pedal. We are confident that you will be delighted with your new purchase and that it will provide you with many years of enjoyment. These controls only apply when the Dirty Channel is active. This controls the level from the Dirty Channel XLR output and the Amp line output. Increasing the bass produces deeper sounds. Higher levels will raise the output volume. When set to minimum, there will be some sound, voiced mainly for upper mids and treble.

The following controls only apply to the Clean Channel. This controls the level on the Clean Channel XLR output and the Amp output. A RED LED shows the amount of compression. The more compression, the brighter the RED LED shines through the jewel. Lifting this ground connection can eliminate unwanted hum in this situation. This function should only be operated to cure this specific issue and never used when the Bass Butler is only connected to one piece of grounded equipment. Note The XLR is lifted when the switch is up. The LED will glow RED to indicate compression. The LED will glow RED to indicate compression. Any standard TRS expression pedal will work with the Bass Butler. This is nontransferable and is subject to consumer protection laws in the country of purchase and distributor's terms and conditions. An additional year can be added by registering your product online. Valves and speakers supplied with an Orange amplifier or purchased separately at our online store are covered for 90 days from the date of purchase. As the manufacturer we reserve the right to refuse to warranty any Orange product which has been misused in any way whatsoever. Full terms and conditions can be viewed on our webpage here. We recommend that Orange users have a set of spare fuses. Here is a 2017 Jeep Renegade Trailhawk 4WD with 65,282 miles that is a two owner Here is a 2017 Jeep Renegade Trailhawk 4WD with 65,282 miles that is a two owner vehicle and a clean Carfax Vehicle History Report. Introduced in 2015, this small Jeep is

surprising with its handling and performance characteristics and while the front grille and headlights are classic Jeep, it has its own distinct styling that makes it very attractive. Also, because this is a 4WD vehicle, this Renegade has an elevated suspension from the factory versus the 2wd models for added carriage clearance. It is also equipped with 17 inch alloy wheels and allterrain tires. So act now!

Our Certified Product Specialists are prepared to provide a quick and customized response to your call, text, chat, or email. Our confirmed lowest prices, answers to your questions, and awardwinning dealership experience are just a few clicks away, so why delay Clean CARFAX. FCA US Certified PreOwned DetaClean CARFAX.Clean CARFAX. FCA US Certified PreOwned DetaiClean CARFAX. FCA US Certified PreOwnedClean CARFAX. FCA US Certified PreOdometer is 22674 miles below market average! 2017 Chrysler Pacifica Touring L Plus Certified. FWD Odometer is 22674 miles below market average! 2017 Chrysler Pacifica Touring L Plus Certified. FWD 3.6L V6 24V VVT 9Speed Automatic CARFAX OneOwner.Use for comparison purposes only. Your actual mileage will vary depending on how you drive and maintain your vehicle. Tax, Title and Tags not included in vehicle prices shown and must be paid by the purchaser. While great effort is made to ensure the accuracy of the information on this site, errors do occur so please verify information with a customer service rep. This is easily done by calling us at 843 4740946 or by visiting us at the dealership. Terms may vary. Monthly payments are only estimates derived from the vehicle price with a 72 month term, 5.9 % interest and 20 % downpayment. Tax, Title and Tags not included in vehicle prices shown and must be paid by the purchaser. While great effort is made to ensure the accuracy of the information on this site, errors do occur so please verify information with a customer service rep. This is easily done by calling us at 843 4740946 or by visiting us at the dealership. Terms may vary. Monthly payments are only estimates derived from the vehicle price with a 72 month term, 5.9 % interest and 20 % downpayment. Please choose a different delivery location.Our payment security system encrypts your information during transmission. We don't share your credit card details with thirdparty sellers, and we don't sell your information to others.

Used GoodModerate overall wear. Pages look to be clean.Something we hope youll especially enjoy FBA items qualify for FREE Shipping and Amazon Prime. Learn more about the program. Please try again.Please try again.Please try your request again later. Then you can start reading Kindle books on your smartphone, tablet, or computer no Kindle device required. In order to navigate out of this carousel please use your heading shortcut key to navigate to the next or previous heading. In order to navigate out of this carousel please use your heading shortcut key to navigate to the next or previous heading. Register a free business account If you are a seller for this product, would you like to suggest updates through seller support To calculate the overall star rating and percentage breakdown by star, we don't use a simple average. Instead, our system considers things like how recent a review is and if the reviewer bought the item on Amazon. It also analyzes reviews to verify trustworthiness. Please try again later. Athena 5.0 out of 5 stars I highly recommend this for all horse owners who want a better understanding of the anatomy of their horses feet, and the ways that proper trimming and shoeing can profoundly impact biomechanics.Later, I recommended it to my new farrier husband in Australia. He used it as a learning tool to become a better farrier and as a guide for shoeing problem horses.Many pictures and diagrams, charts and step by step howto help. This helped me a lot during my course and afterwards. Do not miss purchasing this book.I was surprised that the new version wasnt mentioned. I hope this was reflected in my credit card debit.Sorry, we failed to record your vote. Please try again Sorry, we failed to record your vote. Please try again Page 1 of 1 Start over Page 1 of 1 In order to navigate out of this carousel please use your heading shortcut key to navigate to the next or previous heading.

Please enable it to take advantage of the complete set of features!Get the latest public health information from CDC. Get the latest research from NIH. Find NCBI SARSCoV2 literature, sequence,

and clinical content. In addition to the amnesic episodes, many patients describe significant interictal memory difficulties. Performance on standard neuropsychological tests is often normal. However, two unusual forms of memory deficit have recently been demonstrated in TEA: i) accelerated long-term forgetting (ALF) the excessively rapid loss of newly acquired memories over a period of days or weeks and ii) remote autobiographical memory loss a loss of memories for salient, personally experienced events of the past few decades. The neuroanatomical bases of TEA and its associated memory deficits are unknown. In this study, we first assessed the relationship between subjective and objective memory performance in 41 patients with TEA. We then analysed MRI data from these patients and 20 matched healthy controls, using manual volumetry and voxel-based morphometry (VBM) to correlate regional brain volumes with clinical and neuropsychological data. Subjective memory estimates were unrelated to performance on standard neuropsychological tests but were partially predicted by mood, ALF and remote autobiographical memory. Manual volumetry identified subtle hippocampal volume loss in the patient group. Both manual volumetry and VBM revealed correlations between medial temporal lobe atrophy and standard anterograde memory scores, but no relation between atrophy and ALF or remote autobiographical memory. These results add weight to the hypothesis that TEA is a syndrome of mesial temporal lobe epilepsy. Furthermore, they suggest that although standard anterograde memory test performance is related to the degree of mesial temporal lobe damage, this is not true for ALF and autobiographical amnesia.

<http://www.drupalitalia.org/node/76679>